


BMW 1 (F20)										year: 2015 →										with and without Keyless System										program No: 12763										from: 2021-07-20																								
connector 8 pin										connector 15 pin										connector 10 pin																																												
CAN H	CAN L	CAN H	CAN L	CAN H	CAN L	CAN H	CAN L	OUT +	OUT -	OUT	OUT	OUT	OUT	OUT	OUT	OUT	OUT	OUT	OUT	OUT	IN	IN	IN	IN	IN	IN	IN	IN	IN	OUT	OUT	OUT	OUT	OUT	OUT	OUT	OUT	OUT	OUT	OUT	IN	IN	IN	IN	IN	IN	IN	IN	IN															
CAN1-H	CAN1-L	CAN2-H	CAN2-L	CAN3-H	CAN3-L			Alternative blink control	Alt. contr. centr. lock	Driver door sensor	Passengers door sensor	Trunk lid	Hood sense	Original alarm++	Arming state	Lock factory remote	Unlock factory remote	Any button pressed	Handbrake / Parking	Speed 10kmph	Engine running	Engine speed (RPM)	Ignition	Key inserted	Footbrake	Drivers door opening sim.	Turn off the engine	Turn on the engine	Turn signal control	Trunk release	Opening all doors	Closing all doors	GND	PWR +12V											Contr. of factory alarm	Contr.c.lock. when ign.is on	Comfort closure																	
1	2	3	4	5	6	7	8			1	2	3	4	5	6	7	8	9	10	11	12	13	14	15	1	2	3	4	5	6	7	8	9	10																														

Attention:

Switches 

BMW 1 (F20)										year: 2011 →										with and without Keyless System										program No: 12746										from: 2021-07-20																								
connector 8 pin										connector 15 pin										connector 10 pin																																												
CAN H	CAN L	CAN H	CAN L	CAN H	CAN L	CAN H	CAN L	OUT +	OUT -	OUT	OUT	OUT	OUT	OUT	OUT	OUT	OUT	OUT	OUT	OUT	IN	IN	IN	IN	IN	IN	IN	IN	IN	OUT	OUT	OUT	OUT	OUT	OUT	OUT	OUT	OUT	OUT	OUT	IN	IN	IN	IN	IN	IN	IN	IN	IN															
CAN1-H	CAN1-L	CAN2-H	CAN2-L	CAN3-H	CAN3-L			Alternative blink control	Alt. contr. centr. lock	Driver door sensor	Passengers door sensor	Trunk lid	Hood sense	Original alarm++	Arming state	Lock factory remote	Unlock factory remote	Any button pressed	Handbrake / Parking	Speed 10kmph	Engine running	Engine speed (RPM)	Ignition	Key inserted	Footbrake	Drivers door opening sim.	Turn off the engine	Turn on the engine	Turn signal control	Trunk release	Opening all doors	Closing all doors	GND	PWR +12V											Contr. of factory alarm	Contr.c.lock. when ign.is on	Comfort closure																	
1	2	3	4	5	6	7	8			1	2	3	4	5	6	7	8	9	10	11	12	13	14	15	1	2	3	4	5	6	7	8	9	10																														

Attention:

Switches 


BMW 1 (E81 / E82 / E87 / E88)										year: 2004 →										without Keyless System										program No: 11118										from: 2020-11-19																								
connector 8 pin										connector 15 pin										connector 10 pin																																												
CAN H	CAN L	CAN H	CAN L	CAN H	CAN L	CAN H	CAN L	OUT +	OUT -	OUT	OUT	OUT	OUT	OUT	OUT	OUT	OUT	OUT	OUT	OUT	IN	IN	IN	IN	IN	IN	IN	IN	IN	OUT	OUT	OUT	OUT	OUT	OUT	OUT	OUT	OUT	OUT	OUT	IN	IN	IN	IN	IN	IN	IN	IN	IN															
CAN1-H	CAN1-L	CAN2-H	CAN2-L	CAN3-H	CAN3-L			Alternative blink control	Alt. contr. centr. lock	Driver door sensor	Passengers door sensor	Trunk lid	Hood sense	Original alarm++	Arming state	Lock factory remote	Unlock factory remote	Any button pressed	Handbrake / Parking	Speed 10kmph	Engine running	Engine speed (RPM)	Ignition	Key inserted	Footbrake	Drivers door opening sim.	Turn off the engine	Turn on the engine	Turn signal control	Trunk release	Opening all doors	Closing all doors	GND	PWR +12V											Contr. of factory alarm	Contr.c.lock. when ign.is on	Comfort closure																	
1	2	3	4	5	6	7	8			1	2	3	4	5	6	7	8	9	10	11	12	13	14	15	1	2	3	4	5	6	7	8	9	10																														

Attention:

Switches 


BMW 1 (E81 / E82 / E87 / E88) (Keyless)										year: 2004 →										with Keyless System										program No: 11137										from: 2020-11-19																								
connector 8 pin										connector 15 pin										connector 10 pin																																												
CAN H	CAN L	CAN H	CAN L	CAN H	CAN L	CAN H	CAN L	OUT +	OUT -	OUT	OUT	OUT	OUT	OUT	OUT	OUT	OUT	OUT	OUT	OUT	IN	IN	IN	IN	IN	IN	IN	IN	IN	OUT	OUT	OUT	OUT	OUT	OUT	OUT	OUT	OUT	OUT	OUT	IN	IN	IN	IN	IN	IN	IN	IN	IN															
CAN1-H	CAN1-L	CAN2-H	CAN2-L	CAN3-H	CAN3-L			Alternative blink control	Alt. contr. centr. lock	Driver door sensor	Passengers door sensor	Trunk lid	Hood sense	Original alarm++	Arming state	Lock factory remote	Unlock factory remote	Any button pressed	Handbrake / Parking	Speed 10kmph	Engine running	Engine speed (RPM)	Ignition	Key inserted	Footbrake	Drivers door opening sim.	Turn off the engine	Turn on the engine	Turn signal control	Trunk release	Opening all doors	Closing all doors	GND	PWR +12V											Contr. of factory alarm	Contr.c.lock. when ign.is on	Comfort closure																	
1	2	3	4	5	6	7	8			1	2	3	4	5	6	7	8	9	10	11	12	13	14	15	1	2	3	4	5	6	7	8	9	10																														

Attention:

Switches 

BMW 2 (U06)										year: 2022 →										with and without Keyless System										program No: 14287										from: 2022-07-27																								
connector 8 pin										connector 15 pin										connector 10 pin																																												
CAN H	CAN L	CAN H	CAN L	CAN H	CAN L	CAN H	CAN L	OUT +	OUT -	OUT	OUT	OUT	OUT	OUT	OUT	OUT	OUT	OUT	OUT	OUT	IN	IN	IN	IN	IN	IN	IN	IN	IN	OUT	OUT	OUT	OUT	OUT	OUT	OUT	OUT	OUT	OUT	OUT	IN	IN	IN	IN	IN	IN	IN	IN	IN															
CAN1-H	CAN1-L	CAN2-H	CAN2-L	CAN3-H	CAN3-L			Alternative blink control	Alt. contr. centr. lock	Driver door sensor	Passengers door sensor	Trunk lid	Hood sense	Original alarm++	Arming state	Lock factory remote	Unlock factory remote	Any button pressed	Handbrake / Parking	Speed 10kmph	Engine running	Engine speed (RPM)	Ignition	Key inserted	Footbrake	Drivers door opening sim.	Turn off the engine	Turn on the engine	Turn signal control	Trunk release	Opening all doors	Closing all doors	GND	PWR +12V											Contr. of factory alarm	Contr.c.lock. when ign.is on	Comfort closure																	
1	2	3	4	5	6	7	8			1	2	3	4	5	6	7	8	9	10	11	12	13	14	15	1	2	3	4	5	6	7	8	9	10																														

Attention:

Switches 

BMW 2 (F44)										year: 2020 →										with and without Keyless System										program No: 13433										from: 2021-07-21																																		
connector 8 pin										connector 15 pin										connector 10 pin																																																						
CAN H	CAN L	CAN H	CAN L	CAN H	CAN L	CAN H	CAN L	OUT +	OUT -	OUT	OUT	OUT	OUT	OUT	OUT	OUT	OUT	OUT	OUT	OUT	IN	IN	IN	IN	IN	IN	IN	IN	IN	OUT	OUT	OUT	OUT	OUT	OUT	OUT	OUT	OUT	OUT	OUT	IN	IN	IN	IN	IN	IN	IN	IN	IN																									
CAN1-H	CAN1-L	CAN2-H	CAN2-L	CAN3-H	CAN3-L			Alternative blink control	Alt. contr. centr. lock	Driver door sensor	Passengers door sensor	Trunk lid	Hood sense	Original alarm++	Arming state	Lock factory remote	Unlock factory remote	Any button pressed	Handbrake / Parking	Speed 10kmph	Engine running	Engine speed (RPM)	Ignition	Key inserted	Footbrake	Drivers door opening sim.	Turn off the engine	Turn on the engine	Turn signal control	Trunk release	Opening all doors	Closing all doors	GND	PWR +12V											Contr. of factory alarm	Contr.c.lock. when ign.is on	Comfort closure																											
1	2	3	4	5	6	7	8			1	2	3	4	5	6	7	8	9	10	11	12	13	14	15	1	2	3	4	5	6	7	8	9	10																																								

Attention:

Switches

BMW 2 (F45)										year: 2014 →										with and without Keyless System										program No: 12778										from: 2021-07-20																																		
connector 8 pin										connector 15 pin										connector 10 pin																																																						
CAN H	CAN L	CAN H	CAN L	CAN H	CAN L	CAN H	CAN L	OUT +	OUT -	OUT	OUT	OUT	OUT	OUT	OUT	OUT	OUT	OUT	OUT	OUT	IN	IN	IN	IN	IN	IN	IN	IN	IN	OUT	OUT	OUT	OUT	OUT	OUT	OUT	OUT	OUT	OUT	OUT	IN	IN	IN	IN	IN	IN	IN	IN	IN																									
CAN1-H	CAN1-L	CAN2-H	CAN2-L	CAN3-H	CAN3-L			Alternative blink control	Alt. contr. centr. lock	Driver door sensor	Passengers door sensor	Trunk lid	Hood sense	Original alarm++	Arming state	Lock factory remote	Unlock factory remote	Any button pressed	Handbrake / Parking	Speed 10kmph	Engine running	Engine speed (RPM)	Ignition	Key inserted	Footbrake	Drivers door opening sim.	Turn off the engine	Turn on the engine	Turn signal control	Trunk release	Opening all doors	Closing all doors	GND	PWR +12V											Contr. of factory alarm	Contr.c.lock. when ign.is on	Comfort closure																											
1	2	3	4	5	6	7	8			1	2	3	4	5	6	7	8	9	10	11	12	13	14	15	1	2	3	4	5	6	7	8	9	10																																								

Attention:

Switches

BMW 3 (G20)										year: 2019 →										with and without Keyless System										program No: 12764										from: 2020-11-19																																		
connector 8 pin										connector 15 pin										connector 10 pin																																																						
CAN H	CAN L	CAN H	CAN L	CAN H	CAN L	CAN H	CAN L	OUT +	OUT -	OUT	OUT	OUT	OUT	OUT	OUT	OUT	OUT	OUT	OUT	OUT	IN	IN	IN	IN	IN	IN	IN	IN	IN	OUT	OUT	OUT	OUT	OUT	OUT	OUT	OUT	OUT	OUT	OUT	IN	IN	IN	IN	IN	IN	IN	IN	IN																									
CAN1-H	CAN1-L	CAN2-H	CAN2-L	CAN3-H	CAN3-L			Alternative blink control	Alt. contr. centr. lock	Driver door sensor	Passengers door sensor	Trunk lid	Hood sense	Original alarm++	Arming state	Lock factory remote	Unlock factory remote	Any button pressed	Handbrake / Parking	Speed 10kmph	Engine running	Engine speed (RPM)	Ignition	Key inserted	Footbrake	Drivers door opening sim.	Turn off the engine	Turn on the engine	Turn signal control	Trunk release	Opening all doors	Closing all doors	GND	PWR +12V											Contr. of factory alarm	Contr.c.lock. when ign.is on	Comfort closure																											
1	2	3	4	5	6	7	8			1	2	3	4	5	6	7	8	9	10	11	12	13	14	15	1	2	3	4	5	6	7	8	9	10																																								

Attention:

Switches

BMW 3 (G20) (Hybrid) (Plug-in)										year: 2019 →										with and without Keyless System										program No: 12932										from: 2020-11-23																																		
connector 8 pin										connector 15 pin										connector 10 pin																																																						
CAN H	CAN L	CAN H	CAN L	CAN H	CAN L	CAN H	CAN L	OUT +	OUT -	OUT	OUT	OUT	OUT	OUT	OUT	OUT	OUT	OUT	OUT	OUT	IN	IN	IN	IN	IN	IN	IN	IN	IN	OUT	OUT	OUT	OUT	OUT	OUT	OUT	OUT	OUT	OUT	OUT	IN	IN	IN	IN	IN	IN	IN	IN	IN																									
CAN1-H	CAN1-L	CAN2-H	CAN2-L	CAN3-H	CAN3-L			Alternative blink control	Alt. contr. centr. lock	Driver door sensor	Passengers door sensor	Trunk lid	Hood sense	Original alarm++	Arming state	Lock factory remote	Unlock factory remote	Any button pressed	Handbrake / Parking	Speed 10kmph	Engine running	Engine speed (RPM)	Ignition	Key inserted	Footbrake	Drivers door opening sim.	Turn off the engine	Turn on the engine	Turn signal control	Trunk release	Opening all doors	Closing all doors	GND	PWR +12V											Contr. of factory alarm	Contr.c.lock. when ign.is on	Comfort closure																											
1	2	3	4	5	6	7	8			1	2	3	4	5	6	7	8	9	10	11	12	13	14	15	1	2	3	4	5	6	7	8	9	10																																								

Attention:

Switches

BMW 3 (F30)										year: 2012 →										with and without Keyless System										program No: 12746										from: 2021-07-20																																		
connector 8 pin										connector 15 pin										connector 10 pin																																																						
CAN H	CAN L	CAN H	CAN L	CAN H	CAN L	CAN H	CAN L	OUT +	OUT -	OUT	OUT	OUT	OUT	OUT	OUT	OUT	OUT	OUT	OUT	OUT	IN	IN	IN	IN	IN	IN	IN	IN	IN	OUT	OUT	OUT	OUT	OUT	OUT	OUT	OUT	OUT	OUT	OUT	IN	IN	IN	IN	IN	IN	IN	IN	IN																									
CAN1-H	CAN1-L	CAN2-H	CAN2-L	CAN3-H	CAN3-L			Alternative blink control	Alt. contr. centr. lock	Driver door sensor	Passengers door sensor	Trunk lid	Hood sense	Original alarm++	Arming state	Lock factory remote	Unlock factory remote	Any button pressed	Handbrake / Parking	Speed 10kmph	Engine running	Engine speed (RPM)	Ignition	Key inserted	Footbrake	Drivers door opening sim.	Turn off the engine	Turn on the engine	Turn signal control	Trunk release	Opening all doors	Closing all doors	GND	PWR +12V											Contr. of factory alarm	Contr.c.lock. when ign.is on	Comfort closure																											
1	2	3	4	5	6	7	8			1	2	3	4	5	6	7	8	9	10	11	12	13	14	15	1	2	3	4	5	6	7	8	9	10																																								

Attention:

Switches

BMW 5 (G30) (Hybrid) (Plug-in)										year: 2021 →										with and without Keyless System										program №: 14312										from: 2022-07-22														
connector 8 pin										connector 15 pin										connector 10 pin																																		
CAN H	CAN L	CAN H	CAN L	CAN H	CAN L	CAN H	CAN L	OUT +	OUT -	OUT	OUT	OUT	OUT	OUT	OUT	OUT	OUT	OUT	OUT	OUT	IN	IN	IN	IN	IN	IN	IN	IN	IN	OUT	OUT	OUT	OUT	OUT	OUT	OUT	OUT	OUT	OUT	OUT	IN	IN	IN	IN	IN	IN	IN	IN	IN					
CAN1-H	CAN1-L	CAN2-H	CAN2-L	CAN3-H	CAN3-L			Alternative blink control	Alt. contr. centr. lock	Driver door sensor	Passengers door sensor	Trunk lid	Hood sense	Original alarm++	Arming state	Lock factory remote	Unlock factory remote	Any button pressed	Handbrake / Parking	Speed 10kmph	Engine running	Engine speed (RPM)	Ignition	Key inserted	Footbrake	Drivers door opening sim.	Turn off the engine	Turn on the engine	Turn signal control	Trunk release	Opening all doors	Closing all doors	GND	PWR +12V	Contr. of factory alarm	Contr.c.lock, when ign.is on	Comfort closure																	
1	2	3	4	5	6	7	8			1	2	3	4	5	6	7	8	9	10	11	12	13	14	15	1	2	3	4	5	6	7	8	9	10	1	2	3	4	5	6	7	8	9	10										

Attention:

Switches: [Icons]

BMW 5 (G30)										year: 2017 →										with and without Keyless System										program №: 12186										from: 2021-07-21																								
connector 8 pin										connector 15 pin										connector 10 pin																																												
CAN H	CAN L	CAN H	CAN L	CAN H	CAN L	CAN H	CAN L	OUT +	OUT -	OUT	OUT	OUT	OUT	OUT	OUT	OUT	OUT	OUT	OUT	OUT	IN	IN	IN	IN	IN	IN	IN	IN	IN	OUT	OUT	OUT	OUT	OUT	OUT	OUT	OUT	OUT	OUT	OUT	IN	IN	IN	IN	IN	IN	IN	IN	IN															
CAN1-H	CAN1-L	CAN2-H	CAN2-L	CAN3-H	CAN3-L			Alternative blink control	Alt. contr. centr. lock	Driver door sensor	Passengers door sensor	Trunk lid	Hood sense	Original alarm++	Arming state	Lock factory remote	Unlock factory remote	Any button pressed	Handbrake / Parking	Speed 10kmph	Engine running	Engine speed (RPM)	Ignition	Key inserted	Footbrake	Drivers door opening sim.	Turn off the engine	Turn on the engine	Turn signal control	Trunk release	Opening all doors	Closing all doors	GND	PWR +12V	Contr. of factory alarm	Contr.c.lock, when ign.is on	Comfort closure																											
1	2	3	4	5	6	7	8			1	2	3	4	5	6	7	8	9	10	11	12	13	14	15	1	2	3	4	5	6	7	8	9	10	1	2	3	4	5	6	7	8	9	10	1	2	3	4	5	6	7	8	9	10										

Attention:

Switches: [Icons]

BMW 5 (G30) (Hybrid) (Plug-in)										year: 2017 →										with and without Keyless System										program №: 12822										from: 2020-11-23																								
connector 8 pin										connector 15 pin										connector 10 pin																																												
CAN H	CAN L	CAN H	CAN L	CAN H	CAN L	CAN H	CAN L	OUT +	OUT -	OUT	OUT	OUT	OUT	OUT	OUT	OUT	OUT	OUT	OUT	OUT	IN	IN	IN	IN	IN	IN	IN	IN	IN	OUT	OUT	OUT	OUT	OUT	OUT	OUT	OUT	OUT	OUT	OUT	IN	IN	IN	IN	IN	IN	IN	IN	IN															
CAN1-H	CAN1-L	CAN2-H	CAN2-L	CAN3-H	CAN3-L			Alternative blink control	Alt. contr. centr. lock	Driver door sensor	Passengers door sensor	Trunk lid	Hood sense	Original alarm++	Arming state	Lock factory remote	Unlock factory remote	Any button pressed	Handbrake / Parking	Speed 10kmph	Engine running	Engine speed (RPM)	Ignition	Key inserted	Footbrake	Drivers door opening sim.	Turn off the engine	Turn on the engine	Turn signal control	Trunk release	Opening all doors	Closing all doors	GND	PWR +12V	Contr. of factory alarm	Contr.c.lock, when ign.is on	Comfort closure																											
1	2	3	4	5	6	7	8			1	2	3	4	5	6	7	8	9	10	11	12	13	14	15	1	2	3	4	5	6	7	8	9	10	1	2	3	4	5	6	7	8	9	10	1	2	3	4	5	6	7	8	9	10										

Attention:

Switches: [Icons]

BMW 5 (F10H) (Hybrid)										year: 2014 →										with and without Keyless System										program №: 13825										from: 2021-09-17																								
connector 8 pin										connector 15 pin										connector 10 pin																																												
CAN H	CAN L	CAN H	CAN L	CAN H	CAN L	CAN H	CAN L	OUT +	OUT -	OUT	OUT	OUT	OUT	OUT	OUT	OUT	OUT	OUT	OUT	OUT	IN	IN	IN	IN	IN	IN	IN	IN	IN	OUT	OUT	OUT	OUT	OUT	OUT	OUT	OUT	OUT	OUT	OUT	IN	IN	IN	IN	IN	IN	IN	IN	IN															
CAN1-H	CAN1-L	CAN2-H	CAN2-L	CAN3-H	CAN3-L			Alternative blink control	Alt. contr. centr. lock	Driver door sensor	Passengers door sensor	Trunk lid	Hood sense	Original alarm++	Arming state	Lock factory remote	Unlock factory remote	Any button pressed	Handbrake / Parking	Speed 10kmph	Engine running	Engine speed (RPM)	Ignition	Key inserted	Footbrake	Drivers door opening sim.	Turn off the engine	Turn on the engine	Turn signal control	Trunk release	Opening all doors	Closing all doors	GND	PWR +12V	Contr. of factory alarm	Contr.c.lock, when ign.is on	Comfort closure																											
1	2	3	4	5	6	7	8			1	2	3	4	5	6	7	8	9	10	11	12	13	14	15	1	2	3	4	5	6	7	8	9	10	1	2	3	4	5	6	7	8	9	10	1	2	3	4	5	6	7	8	9	10										

Attention:

Switches: [Icons]

BMW 5 (F10 / F11)										year: 2010 →										with and without Keyless System										program №: 11275										from: 2022-02-28																								
connector 8 pin										connector 15 pin										connector 10 pin																																												
CAN H	CAN L	CAN H	CAN L	CAN H	CAN L	CAN H	CAN L	OUT +	OUT -	OUT	OUT	OUT	OUT	OUT	OUT	OUT	OUT	OUT	OUT	OUT	IN	IN	IN	IN	IN	IN	IN	IN	IN	OUT	OUT	OUT	OUT	OUT	OUT	OUT	OUT	OUT	OUT	OUT	IN	IN	IN	IN	IN	IN	IN	IN	IN															
CAN1-H	CAN1-L	CAN2-H	CAN2-L	CAN3-H	CAN3-L			Alternative blink control	Alt. contr. centr. lock	Driver door sensor	Passengers door sensor	Trunk lid	Hood sense	Original alarm++	Arming state	Lock factory remote	Unlock factory remote	Any button pressed	Handbrake / Parking	Speed 10kmph	Engine running	Engine speed (RPM)	Ignition	Key inserted	Footbrake	Drivers door opening sim.	Turn off the engine	Turn on the engine	Turn signal control	Trunk release	Opening all doors	Closing all doors	GND	PWR +12V	Contr. of factory alarm	Contr.c.lock, when ign.is on	Comfort closure																											
1	2	3	4	5	6	7	8			1	2	3	4	5	6	7	8	9	10	11	12	13	14	15	1	2	3	4	5	6	7	8	9	10	1	2	3	4	5	6	7	8	9	10	1	2	3	4	5	6	7	8	9	10										

Attention:

Switches: [Icons]

BMW 5 (F18) year: **2010** → with and without Keyless System program No: **11275** from: **2020-11-19**

connector 8 pin								connector 15 pin															connector 10 pin																																
CAN H	CAN L	CAN H	CAN L	CAN H	CAN L	OUT +	OUT -	OUT -	OUT -	OUT -	OUT -	OUT -	OUT -	OUT -	OUT -	OUT -	OUT -	OUT -	OUT -	OUT -	OUT -	OUT -	OUT -	OUT -	OUT +	IN	IN	IN	IN	IN	IN	IN	IN	IN	IN																				
CAN1-H	CAN1-L	CAN2-H	CAN2-L	CAN3-H	CAN3-L	Alternative blink control	Alt. contr. centr. lock	Driver door sensor	Passengers door sensor	Trunk lid	Hood sense	Original alarm++	Arming state	Lock factory remote	Unlock factory remote	Any button pressed	Handbrake / Parking	Speed 10kmph	Engine running	Engine speed (RPM)	Ignition	Key inserted	Footbrake	Drivers door opening sim.	Turn off the engine	Turn on the engine	Turn signal control	Trunk release	Opening all doors	Closing all doors	GND	PWR +12V	Contr. of factory alarm	Contr. c.lock. when ign.is on	Comfort closure																				
1	2	3	4	5	6	7	8	1	2	3	4	5	6	7	8	9	10	11	12	13	14	15	1	2	3	4	5	6	7	8	9	10	+	+	+	+	+	+	+	+	+	+	+	+	+	+	+	+	+	+	+	+	+	+	+

Attention:

BMW 5 (E60 / E61) year: **2003** → without Keyless System program No: **11118** from: **2020-11-19**

connector 8 pin								connector 15 pin															connector 10 pin																																
CAN H	CAN L	CAN H	CAN L	CAN H	CAN L	OUT +	OUT -	OUT -	OUT -	OUT -	OUT -	OUT -	OUT -	OUT -	OUT -	OUT -	OUT -	OUT -	OUT -	OUT -	OUT -	OUT -	OUT -	OUT +	IN	IN	IN	IN	IN	IN	IN	IN	IN																						
CAN1-H	CAN1-L	CAN2-H	CAN2-L	CAN3-H	CAN3-L	Alternative blink control	Alt. contr. centr. lock	Driver door sensor	Passengers door sensor	Trunk lid	Hood sense	Original alarm++	Arming state	Lock factory remote	Unlock factory remote	Any button pressed	Handbrake / Parking	Speed 10kmph	Engine running	Engine speed (RPM)	Ignition	Key inserted	Footbrake	Drivers door opening sim.	Turn off the engine	Turn on the engine	Turn signal control	Trunk release	Opening all doors	Closing all doors	GND	PWR +12V	Contr. of factory alarm	Contr. c.lock. when ign.is on	Comfort closure																				
1	2	3	4	5	6	7	8	1	2	3	4	5	6	7	8	9	10	11	12	13	14	15	1	2	3	4	5	6	7	8	9	10	+	+	+	+	+	+	+	+	+	+	+	+	+	+	+	+	+	+	+	+	+	+	+

Attention:

BMW 5 (E60 / E61) (Keyless) year: **2003** → with Keyless System program No: **11137** from: **2020-11-19**

connector 8 pin								connector 15 pin															connector 10 pin																																
CAN H	CAN L	CAN H	CAN L	CAN H	CAN L	OUT +	OUT -	OUT -	OUT -	OUT -	OUT -	OUT -	OUT -	OUT -	OUT -	OUT -	OUT -	OUT -	OUT -	OUT -	OUT -	OUT -	OUT +	IN	IN	IN	IN	IN	IN	IN	IN	IN																							
CAN1-H	CAN1-L	CAN2-H	CAN2-L	CAN3-H	CAN3-L	Alternative blink control	Alt. contr. centr. lock	Driver door sensor	Passengers door sensor	Trunk lid	Hood sense	Original alarm++	Arming state	Lock factory remote	Unlock factory remote	Any button pressed	Handbrake / Parking	Speed 10kmph	Engine running	Engine speed (RPM)	Ignition	Key inserted	Footbrake	Drivers door opening sim.	Turn off the engine	Turn on the engine	Turn signal control	Trunk release	Opening all doors	Closing all doors	GND	PWR +12V	Contr. of factory alarm	Contr. c.lock. when ign.is on	Comfort closure																				
1	2	3	4	5	6	7	8	1	2	3	4	5	6	7	8	9	10	11	12	13	14	15	1	2	3	4	5	6	7	8	9	10	+	+	+	+	+	+	+	+	+	+	+	+	+	+	+	+	+	+	+	+	+	+	+

Attention:

BMW 5 GT (F07) year: **2009** → with and without Keyless System program No: **11275** from: **2020-11-19**

connector 8 pin								connector 15 pin															connector 10 pin																																
CAN H	CAN L	CAN H	CAN L	CAN H	CAN L	OUT +	OUT -	OUT -	OUT -	OUT -	OUT -	OUT -	OUT -	OUT -	OUT -	OUT -	OUT -	OUT -	OUT -	OUT -	OUT -	OUT -	OUT +	IN	IN	IN	IN	IN	IN	IN	IN	IN																							
CAN1-H	CAN1-L	CAN2-H	CAN2-L	CAN3-H	CAN3-L	Alternative blink control	Alt. contr. centr. lock	Driver door sensor	Passengers door sensor	Trunk lid	Hood sense	Original alarm++	Arming state	Lock factory remote	Unlock factory remote	Any button pressed	Handbrake / Parking	Speed 10kmph	Engine running	Engine speed (RPM)	Ignition	Key inserted	Footbrake	Drivers door opening sim.	Turn off the engine	Turn on the engine	Turn signal control	Trunk release	Opening all doors	Closing all doors	GND	PWR +12V	Contr. of factory alarm	Contr. c.lock. when ign.is on	Comfort closure																				
1	2	3	4	5	6	7	8	1	2	3	4	5	6	7	8	9	10	11	12	13	14	15	1	2	3	4	5	6	7	8	9	10	+	+	+	+	+	+	+	+	+	+	+	+	+	+	+	+	+	+	+	+	+	+	+

Attention:

BMW 6 (F12) (Cabrio) year: **2015** → with and without Keyless System program No: **13738** from: **2021-07-15**

connector 8 pin								connector 15 pin															connector 10 pin																																
CAN H	CAN L	CAN H	CAN L	CAN H	CAN L	OUT +	OUT -	OUT -	OUT -	OUT -	OUT -	OUT -	OUT -	OUT -	OUT -	OUT -	OUT -	OUT -	OUT -	OUT -	OUT -	OUT -	OUT +	IN	IN	IN	IN	IN	IN	IN	IN	IN																							
CAN1-H	CAN1-L	CAN2-H	CAN2-L	CAN3-H	CAN3-L	Alternative blink control	Alt. contr. centr. lock	Driver door sensor	Passengers door sensor	Trunk lid	Hood sense	Original alarm++	Arming state	Lock factory remote	Unlock factory remote	Any button pressed	Handbrake / Parking	Speed 10kmph	Engine running	Engine speed (RPM)	Ignition	Key inserted	Footbrake	Drivers door opening sim.	Turn off the engine	Turn on the engine	Turn signal control	Trunk release	Opening all doors	Closing all doors	GND	PWR +12V	Contr. of factory alarm	Contr. c.lock. when ign.is on	Comfort closure																				
1	2	3	4	5	6	7	8	1	2	3	4	5	6	7	8	9	10	11	12	13	14	15	1	2	3	4	5	6	7	8	9	10	+	+	+	+	+	+	+	+	+	+	+	+	+	+	+	+	+	+	+	+	+	+	+

Attention:

BMW 6 (E63 / E64) year: 2005 → without Keyless System program No: 11118 from: 2020-11-19							
connector 8 pin							
CAN H	CAN L	CAN H	CAN L	CAN H	CAN L	OUT +	OUT -
CAN1-H	CAN1-L	CAN2-H	CAN2-L	CAN3-H	CAN3-L	Alternative blink control	Alt. contr. centr. lock
1	2	3	4	5	6	7	8
+	+	+	+	+	+	-	-

connector 15 pin														
OUT	OUT	OUT	OUT	OUT	OUT	OUT	OUT	OUT	OUT	OUT	OUT	OUT	OUT	OUT
Driver door sensor	Passengers door sensor	Trunk lid	Hood sense	Original alarm++	Arming state	Lock factory remote	Unlock factory remote	Any button pressed	Handbrake / Parking	Speed 10kmph	Engine running	Engine speed (RPM)	Ignition	Key inserted
1	2	3	4	5	6	7	8	9	10	11	12	13	14	15
+	+	+	+	+	+	+	+	+	+	+	+	+	+	+

connector 10 pin							
OUT	IN	IN	IN	IN	IN	IN	+
Footbrake	Drivers door opening sim.	Turn off the engine	Turn on the engine	Turn signal control	Trunk release	Opening all doors	Closing all doors
1	2	3	4	5	6	7	8
+	+	-	-	+	+	+	+
							GND
							PWR +12V
							+

Contr. of factory alarm	Contr.c.lock. when ign.is on	Comfort closure
+	+	+

Attention:

Switches

BMW 6 (E63 / E64) (Keyless) year: 2005 → with Keyless System program No: 11137 from: 2020-11-19							
connector 8 pin							
CAN H	CAN L	CAN H	CAN L	CAN H	CAN L	OUT +	OUT -
CAN1-H	CAN1-L	CAN2-H	CAN2-L	CAN3-H	CAN3-L	Alternative blink control	Alt. contr. centr. lock
1	2	3	4	5	6	7	8
+	+	+	+	+	+	-	-

connector 15 pin														
OUT	OUT	OUT	OUT	OUT	OUT	OUT	OUT	OUT	OUT	OUT	OUT	OUT	OUT	OUT
Driver door sensor	Passengers door sensor	Trunk lid	Hood sense	Original alarm++	Arming state	Lock factory remote	Unlock factory remote	Any button pressed	Handbrake / Parking	Speed 10kmph	Engine running	Engine speed (RPM)	Ignition	Key inserted
1	2	3	4	5	6	7	8	9	10	11	12	13	14	15
+	+	+	+	+	+	+	+	+	+	+	+	+	+	+

connector 10 pin							
OUT	IN	IN	IN	IN	IN	IN	+
Footbrake	Drivers door opening sim.	Turn off the engine	Turn on the engine	Turn signal control	Trunk release	Opening all doors	Closing all doors
1	2	3	4	5	6	7	8
+	+	-	-	+	+	+	+
							GND
							PWR +12V
							+

Contr. of factory alarm	Contr.c.lock. when ign.is on	Comfort closure
+	+	+

Attention:

Switches

BMW 6 / M6 (F13) year: 2011 → with and without Keyless System program No: 11275 from: 2020-11-19							
connector 8 pin							
CAN H	CAN L	CAN H	CAN L	CAN H	CAN L	OUT +	OUT -
CAN1-H	CAN1-L	CAN2-H	CAN2-L	CAN3-H	CAN3-L	Alternative blink control	Alt. contr. centr. lock
1	2	3	4	5	6	7	8
+	+	+	+	+	+	-	-

connector 15 pin														
OUT	OUT	OUT	OUT	OUT	OUT	OUT	OUT	OUT	OUT	OUT	OUT	OUT	OUT	OUT
Driver door sensor	Passengers door sensor	Trunk lid	Hood sense	Original alarm++	Arming state	Lock factory remote	Unlock factory remote	Any button pressed	Handbrake / Parking	Speed 10kmph	Engine running	Engine speed (RPM)	Ignition	Key inserted
1	2	3	4	5	6	7	8	9	10	11	12	13	14	15
+	+	+	+	+	+	+	+	+	+	+	+	+	+	+

connector 10 pin							
OUT	IN	IN	IN	IN	IN	IN	+
Footbrake	Drivers door opening sim.	Turn off the engine	Turn on the engine	Turn signal control	Trunk release	Opening all doors	Closing all doors
1	2	3	4	5	6	7	8
+	+	-	-	+	+	+	+
							GND
							PWR +12V
							+

Contr. of factory alarm	Contr.c.lock. when ign.is on	Comfort closure
+	+	+

Attention:

Switches

BMW 6 GT (G32) year: 2017 → with and without Keyless System program No: 12182 from: 2021-07-20							
connector 8 pin							
CAN H	CAN L	CAN H	CAN L	CAN H	CAN L	OUT +	OUT -
CAN1-H	CAN1-L	CAN2-H	CAN2-L	CAN3-H	CAN3-L	Alternative blink control	Alt. contr. centr. lock
1	2	3	4	5	6	7	8
+	+	+	+	+	+	-	-

connector 15 pin														
OUT	OUT	OUT	OUT	OUT	OUT	OUT	OUT	OUT	OUT	OUT	OUT	OUT	OUT	OUT
Driver door sensor	Passengers door sensor	Trunk lid	Hood sense	Original alarm++	Arming state	Lock factory remote	Unlock factory remote	Any button pressed	Handbrake / Parking	Speed 10kmph	Engine running	Engine speed (RPM)	Ignition	Key inserted
1	2	3	4	5	6	7	8	9	10	11	12	13	14	15
+	+	+	+	+	+	+	+	+	+	+	+	+	+	+

connector 10 pin							
OUT	IN	IN	IN	IN	IN	IN	+
Footbrake	Drivers door opening sim.	Turn off the engine	Turn on the engine	Turn signal control	Trunk release	Opening all doors	Closing all doors
1	2	3	4	5	6	7	8
+	+	-	-	+	+	+	+
							GND
							PWR +12V
							+

Contr. of factory alarm	Contr.c.lock. when ign.is on	Comfort closure
+	+	+

Attention:

Switches

BMW 7 (G11) (Hybrid) (Plug-in) year: 2020 → with and without Keyless System program No: 13571 from: 2021-02-22							
connector 8 pin							
CAN H	CAN L	CAN H	CAN L	CAN H	CAN L	OUT +	OUT -
CAN1-H	CAN1-L	CAN2-H	CAN2-L	CAN3-H	CAN3-L	Alternative blink control	Alt. contr. centr. lock
1	2	3	4	5	6	7	8
+	+	+	+	+	+	-	-

connector 15 pin														
OUT	OUT	OUT	OUT	OUT	OUT	OUT	OUT	OUT	OUT	OUT	OUT	OUT	OUT	OUT
Driver door sensor	Passengers door sensor	Trunk lid	Hood sense	Original alarm++	Arming state	Lock factory remote	Unlock factory remote	Any button pressed	Handbrake / Parking	Speed 10kmph	Engine running	Engine speed (RPM)	Ignition	Key inserted
1	2	3	4	5	6	7	8	9	10	11	12	13	14	15
+	+	+	+	+	+	+	+	+	+	+	+	+	+	+

connector 10 pin							
OUT	IN	IN	IN	IN	IN	IN	+
Footbrake	Drivers door opening sim.	Turn off the engine	Turn on the engine	Turn signal control	Trunk release	Opening all doors	Closing all doors
1	2	3	4	5	6	7	8
+	+	-	-	+	+	+	+
							GND
							PWR +12V
							+

Contr. of factory alarm	Contr.c.lock. when ign.is on	Comfort closure
+	+	+

Attention:

Switches

BMW 7 (G11)										year: 2019 →										with and without Keyless System										program No: 12858										from: 2020-11-23																						
connector 8 pin								OUT +		OUT +		connector 15 pin								OUT +		OUT +		connector 10 pin								OUT +		OUT +																												
CAN H	CAN L	CAN H	CAN L	CAN H	CAN L	CAN H	CAN L	OUT +	OUT +	OUT	OUT	OUT	OUT	OUT	OUT	OUT	OUT	OUT	OUT	OUT +	OUT +	OUT	IN	IN	IN	IN	IN	IN	IN	IN	IN	IN	IN	IN	IN	IN	IN	IN	OUT +	OUT +	OUT	IN	IN	IN	IN	IN	IN	IN	IN	IN	IN	IN	IN	IN	IN	IN	IN	IN	IN			
CAN1-H	CAN1-L	CAN2-H	CAN2-L	CAN3-H	CAN3-L	Alt. contr. centr. lock	Alt. contr. centr. lock	Driver door sensor	Passengers door sensor	Trunk lid	Hood sense	Original alarm++	Arming state	Lock factory remote	Unlock factory remote	Any button pressed	Handbrake / Parking	Speed 10kmph	Engine running	Engine speed (RPM)	Ignition	Key inserted	Footbrake	Drivers door opening sim.	Turn off the engine	Turn on the engine	Turn signal control	Trunk release	Opening all doors	Closing all doors	GND	PWR +12V	Contr. of factory alarm	Contr. c.lock. when ign.is on	Comfort closure																											
1	2	3	4	5	6	7	8	1	2	3	4	5	6	7	8	9	10	11	12	13	14	15	1	2	3	4	5	6	7	8	9	10	11	12	13	14	15	16	17	18	19	20	1	2	3	4	5	6	7	8	9	10	11	12	13	14	15	16	17	18	19	20

Attention:

Switches: [Icons]

BMW 7 (G11)										year: 2016 →										with and without Keyless System										program No: 11691										from: 2020-11-19																						
connector 8 pin								OUT +		OUT +		connector 15 pin								OUT +		OUT +		connector 10 pin								OUT +		OUT +																												
CAN H	CAN L	CAN H	CAN L	CAN H	CAN L	CAN H	CAN L	OUT +	OUT +	OUT	OUT	OUT	OUT	OUT	OUT	OUT	OUT	OUT	OUT	OUT +	OUT +	OUT	IN	IN	IN	IN	IN	IN	IN	IN	IN	IN	IN	IN	IN	IN	IN	IN	IN	IN	OUT +	OUT +	OUT	IN	IN	IN	IN	IN	IN	IN	IN	IN	IN	IN	IN	IN	IN	IN	IN	IN	IN	
CAN1-H	CAN1-L	CAN2-H	CAN2-L	CAN3-H	CAN3-L	Alt. contr. centr. lock	Alt. contr. centr. lock	Driver door sensor	Passengers door sensor	Trunk lid	Hood sense	Original alarm++	Arming state	Lock factory remote	Unlock factory remote	Any button pressed	Handbrake / Parking	Speed 10kmph	Engine running	Engine speed (RPM)	Ignition	Key inserted	Footbrake	Drivers door opening sim.	Turn off the engine	Turn on the engine	Turn signal control	Trunk release	Opening all doors	Closing all doors	GND	PWR +12V	Contr. of factory alarm	Contr. c.lock. when ign.is on	Comfort closure																											
1	2	3	4	5	6	7	8	1	2	3	4	5	6	7	8	9	10	11	12	13	14	15	1	2	3	4	5	6	7	8	9	10	11	12	13	14	15	16	17	18	19	20	1	2	3	4	5	6	7	8	9	10	11	12	13	14	15	16	17	18	19	20

Attention:

Switches: [Icons]

BMW 7 (F01 / F02)										year: 2008 →										with and without Keyless System										program No: 11275										from: 2020-11-19																						
connector 8 pin								OUT +		OUT +		connector 15 pin								OUT +		OUT +		connector 10 pin								OUT +		OUT +																												
CAN H	CAN L	CAN H	CAN L	CAN H	CAN L	CAN H	CAN L	OUT +	OUT +	OUT	OUT	OUT	OUT	OUT	OUT	OUT	OUT	OUT	OUT	OUT +	OUT +	OUT	IN	IN	IN	IN	IN	IN	IN	IN	IN	IN	IN	IN	IN	IN	IN	IN	IN	IN	OUT +	OUT +	OUT	IN	IN	IN	IN	IN	IN	IN	IN	IN	IN	IN	IN	IN	IN	IN	IN	IN	IN	
CAN1-H	CAN1-L	CAN2-H	CAN2-L	CAN3-H	CAN3-L	Alt. contr. centr. lock	Alt. contr. centr. lock	Driver door sensor	Passengers door sensor	Trunk lid	Hood sense	Original alarm++	Arming state	Lock factory remote	Unlock factory remote	Any button pressed	Handbrake / Parking	Speed 10kmph	Engine running	Engine speed (RPM)	Ignition	Key inserted	Footbrake	Drivers door opening sim.	Turn off the engine	Turn on the engine	Turn signal control	Trunk release	Opening all doors	Closing all doors	GND	PWR +12V	Contr. of factory alarm	Contr. c.lock. when ign.is on	Comfort closure																											
1	2	3	4	5	6	7	8	1	2	3	4	5	6	7	8	9	10	11	12	13	14	15	1	2	3	4	5	6	7	8	9	10	11	12	13	14	15	16	17	18	19	20	1	2	3	4	5	6	7	8	9	10	11	12	13	14	15	16	17	18	19	20

Attention:

Switches: [Icons]

BMW 7 (E65 / E66)										year: 2005 →										without Keyless System										program No: 11118										from: 2020-11-19																						
connector 8 pin								OUT +		OUT +		connector 15 pin								OUT +		OUT +		connector 10 pin								OUT +		OUT +																												
CAN H	CAN L	CAN H	CAN L	CAN H	CAN L	CAN H	CAN L	OUT +	OUT +	OUT	OUT	OUT	OUT	OUT	OUT	OUT	OUT	OUT	OUT	OUT +	OUT +	OUT	IN	IN	IN	IN	IN	IN	IN	IN	IN	IN	IN	IN	IN	IN	IN	IN	IN	IN	OUT +	OUT +	OUT	IN	IN	IN	IN	IN	IN	IN	IN	IN	IN	IN	IN	IN	IN	IN	IN	IN	IN	
CAN1-H	CAN1-L	CAN2-H	CAN2-L	CAN3-H	CAN3-L	Alt. contr. centr. lock	Alt. contr. centr. lock	Driver door sensor	Passengers door sensor	Trunk lid	Hood sense	Original alarm++	Arming state	Lock factory remote	Unlock factory remote	Any button pressed	Handbrake / Parking	Speed 10kmph	Engine running	Engine speed (RPM)	Ignition	Key inserted	Footbrake	Drivers door opening sim.	Turn off the engine	Turn on the engine	Turn signal control	Trunk release	Opening all doors	Closing all doors	GND	PWR +12V	Contr. of factory alarm	Contr. c.lock. when ign.is on	Comfort closure																											
1	2	3	4	5	6	7	8	1	2	3	4	5	6	7	8	9	10	11	12	13	14	15	1	2	3	4	5	6	7	8	9	10	11	12	13	14	15	16	17	18	19	20	1	2	3	4	5	6	7	8	9	10	11	12	13	14	15	16	17	18	19	20

Attention:

Switches: [Icons]

BMW 7 (E65 / E66) (Keyless)										year: 2005 →										with Keyless System										program No: 11137										from: 2020-11-19																						
connector 8 pin								OUT +		OUT +		connector 15 pin								OUT +		OUT +		connector 10 pin								OUT +		OUT +																												
CAN H	CAN L	CAN H	CAN L	CAN H	CAN L	CAN H	CAN L	OUT +	OUT +	OUT	OUT	OUT	OUT	OUT	OUT	OUT	OUT	OUT	OUT	OUT +	OUT +	OUT	IN	IN	IN	IN	IN	IN	IN	IN	IN	IN	IN	IN	IN	IN	IN	IN	IN	IN	OUT +	OUT +	OUT	IN	IN	IN	IN	IN	IN	IN	IN	IN	IN	IN	IN	IN	IN	IN	IN	IN	IN	
CAN1-H	CAN1-L	CAN2-H	CAN2-L	CAN3-H	CAN3-L	Alt. contr. centr. lock	Alt. contr. centr. lock	Driver door sensor	Passengers door sensor	Trunk lid	Hood sense	Original alarm++	Arming state	Lock factory remote	Unlock factory remote	Any button pressed	Handbrake / Parking	Speed 10kmph	Engine running	Engine speed (RPM)	Ignition	Key inserted	Footbrake	Drivers door opening sim.	Turn off the engine	Turn on the engine	Turn signal control	Trunk release	Opening all doors	Closing all doors	GND	PWR +12V	Contr. of factory alarm	Contr. c.lock. when ign.is on	Comfort closure																											
1	2	3	4	5	6	7	8	1	2	3	4	5	6	7	8	9	10	11	12	13	14	15	1	2	3	4	5	6	7	8	9	10	11	12	13	14	15	16	17	18	19	20	1	2	3	4	5	6	7	8	9	10	11	12	13	14	15	16	17	18	19	20

Attention:

Switches: [Icons]

BMW 8 (G14) (Cabrio)										year: 2019 →										with and without Keyless System										program No: 13364										from: 2021-07-21																																		
connector 8 pin										connector 15 pin										connector 10 pin																																																						
CAN H	CAN L	CAN H	CAN L	CAN H	CAN L	CAN H	CAN L	OUT +	OUT -	OUT -	OUT -	OUT -	OUT -	OUT -	OUT -	OUT -	OUT -	OUT -	OUT -	OUT +	IN	IN	IN	IN	IN	IN	IN	IN	IN	OUT +	OUT +	OUT +	OUT +	OUT +	OUT +	OUT +	OUT +	OUT +	OUT +	OUT +	IN	IN	IN	IN	IN	IN	IN	IN	IN																									
CAN1-H	CAN1-L	CAN2-H	CAN2-L	CAN3-H	CAN3-L			Alternative blink control	Alt. contr. centr. lock	Driver door sensor	Passengers door sensor	Trunk lid	Hood sense	Original alarm++	Arming state	Lock factory remote	Unlock factory remote	Any button pressed	Handbrake / Parking	Speed 10kmph	Engine running	Engine speed (RPM)	Ignition	Key inserted	Footbrake	Drivers door opening sim.	Turn off the engine	Turn on the engine	Turn signal control	Trunk release	Opening all doors	Closing all doors	GND	PWR +12V	Footbrake	Drivers door opening sim.	Turn off the engine	Turn on the engine	Turn signal control	Trunk release	Opening all doors	Closing all doors	GND	PWR +12V	Contr. of factory alarm	Contr.c.lock. when ign.is on	Comfort closure																											
1	2	3	4	5	6	7	8			1	2	3	4	5	6	7	8	9	10	11	12	13	14	15	1	2	3	4	5	6	7	8	9	10	1	2	3	4	5	6	7	8	9	10																														

Attention:

Switches

BMW F 800 GS										year: 2013 →										with and without Keyless System										program No: 13569										from: 2021-03-11																																												
connector 8 pin										connector 15 pin										connector 10 pin																																																																
CAN H	CAN L	CAN H	CAN L	CAN H	CAN L	CAN H	CAN L	OUT +	OUT -	OUT -	OUT -	OUT -	OUT -	OUT -	OUT -	OUT -	OUT -	OUT -	OUT -	OUT +	IN	IN	IN	IN	IN	IN	IN	IN	IN	OUT +	OUT +	OUT +	OUT +	OUT +	OUT +	OUT +	OUT +	OUT +	OUT +	OUT +	IN	IN	IN	IN	IN	IN	IN	IN	IN																																			
CAN1-H	CAN1-L	CAN2-H	CAN2-L	CAN3-H	CAN3-L			Alternative blink control	Alt. contr. centr. lock	Driver door sensor	Passengers door sensor	Trunk lid	Hood sense	Original alarm++	Arming state	Lock factory remote	Unlock factory remote	Any button pressed	Handbrake / Parking	Speed 10kmph	Engine running	Engine speed (RPM)	Ignition	Key inserted	Footbrake	Drivers door opening sim.	Turn off the engine	Turn on the engine	Turn signal control	Trunk release	Opening all doors	Closing all doors	GND	PWR +12V	Footbrake	Drivers door opening sim.	Turn off the engine	Turn on the engine	Turn signal control	Trunk release	Opening all doors	Closing all doors	GND	PWR +12V	Contr. of factory alarm	Contr.c.lock. when ign.is on	Comfort closure																																					
1	2	3	4	5	6	7	8			1	2	3	4	5	6	7	8	9	10	11	12	13	14	15	1	2	3	4	5	6	7	8	9	10	1	2	3	4	5	6	7	8	9	10	1	2	3	4	5	6	7	8	9	10																														

Attention:

Switches

BMW i3 (I01) (Electric)										year: 2018 →										with and without Keyless System										program No: 12971										from: 2020-11-19																																												
connector 8 pin										connector 15 pin										connector 10 pin																																																																
CAN H	CAN L	CAN H	CAN L	CAN H	CAN L	CAN H	CAN L	OUT +	OUT -	OUT -	OUT -	OUT -	OUT -	OUT -	OUT -	OUT -	OUT -	OUT -	OUT -	OUT +	IN	IN	IN	IN	IN	IN	IN	IN	IN	OUT +	OUT +	OUT +	OUT +	OUT +	OUT +	OUT +	OUT +	OUT +	OUT +	OUT +	IN	IN	IN	IN	IN	IN	IN	IN	IN																																			
CAN1-H	CAN1-L	CAN2-H	CAN2-L	CAN3-H	CAN3-L			Alternative blink control	Alt. contr. centr. lock	Driver door sensor	Passengers door sensor	Trunk lid	Hood sense	Original alarm++	Arming state	Lock factory remote	Unlock factory remote	Any button pressed	Handbrake / Parking	Speed 10kmph	Engine running	Engine speed (RPM)	Ignition	Key inserted	Footbrake	Drivers door opening sim.	Turn off the engine	Turn on the engine	Turn signal control	Trunk release	Opening all doors	Closing all doors	GND	PWR +12V	Footbrake	Drivers door opening sim.	Turn off the engine	Turn on the engine	Turn signal control	Trunk release	Opening all doors	Closing all doors	GND	PWR +12V	Contr. of factory alarm	Contr.c.lock. when ign.is on	Comfort closure																																					
1	2	3	4	5	6	7	8			1	2	3	4	5	6	7	8	9	10	11	12	13	14	15	1	2	3	4	5	6	7	8	9	10	1	2	3	4	5	6	7	8	9	10	1	2	3	4	5	6	7	8	9	10																														

Attention:

Switches

BMW i3 (I01) (Electric)										year: 2013 →										with and without Keyless System										program No: 11727										from: 2020-11-19																																												
connector 8 pin										connector 15 pin										connector 10 pin																																																																
CAN H	CAN L	CAN H	CAN L	CAN H	CAN L	CAN H	CAN L	OUT +	OUT -	OUT -	OUT -	OUT -	OUT -	OUT -	OUT -	OUT -	OUT -	OUT -	OUT -	OUT +	IN	IN	IN	IN	IN	IN	IN	IN	IN	OUT +	OUT +	OUT +	OUT +	OUT +	OUT +	OUT +	OUT +	OUT +	OUT +	OUT +	IN	IN	IN	IN	IN	IN	IN	IN	IN																																			
CAN1-H	CAN1-L	CAN2-H	CAN2-L	CAN3-H	CAN3-L			Alternative blink control	Alt. contr. centr. lock	Driver door sensor	Passengers door sensor	Trunk lid	Hood sense	Original alarm++	Arming state	Lock factory remote	Unlock factory remote	Any button pressed	Handbrake / Parking	Speed 10kmph	Engine running	Engine speed (RPM)	Ignition	Key inserted	Footbrake	Drivers door opening sim.	Turn off the engine	Turn on the engine	Turn signal control	Trunk release	Opening all doors	Closing all doors	GND	PWR +12V	Footbrake	Drivers door opening sim.	Turn off the engine	Turn on the engine	Turn signal control	Trunk release	Opening all doors	Closing all doors	GND	PWR +12V	Contr. of factory alarm	Contr.c.lock. when ign.is on	Comfort closure																																					
1	2	3	4	5	6	7	8			1	2	3	4	5	6	7	8	9	10	11	12	13	14	15	1	2	3	4	5	6	7	8	9	10	1	2	3	4	5	6	7	8	9	10	1	2	3	4	5	6	7	8	9	10																														

Attention:

Switches

BMW i8 (I12) (Hybrid) (Plug-in)										year: 2014 →										with and without Keyless System										program No: 11692										from: 2020-11-19																																												
connector 8 pin										connector 15 pin										connector 10 pin																																																																
CAN H	CAN L	CAN H	CAN L	CAN H	CAN L	CAN H	CAN L	OUT +	OUT -	OUT -	OUT -	OUT -	OUT -	OUT -	OUT -	OUT -	OUT -	OUT -	OUT -	OUT +	IN	IN	IN	IN	IN	IN	IN	IN	IN	OUT +	OUT +	OUT +	OUT +	OUT +	OUT +	OUT +	OUT +	OUT +	OUT +	OUT +	IN	IN	IN	IN	IN	IN	IN	IN	IN																																			
CAN1-H	CAN1-L	CAN2-H	CAN2-L	CAN3-H	CAN3-L			Alternative blink control	Alt. contr. centr. lock	Driver door sensor	Passengers door sensor	Trunk lid	Hood sense	Original alarm++	Arming state	Lock factory remote	Unlock factory remote	Any button pressed	Handbrake / Parking	Speed 10kmph	Engine running	Engine speed (RPM)	Ignition	Key inserted	Footbrake	Drivers door opening sim.	Turn off the engine	Turn on the engine	Turn signal control	Trunk release	Opening all doors	Closing all doors	GND	PWR +12V	Footbrake	Drivers door opening sim.	Turn off the engine	Turn on the engine	Turn signal control	Trunk release	Opening all doors	Closing all doors	GND	PWR +12V	Contr. of factory alarm	Contr.c.lock. when ign.is on	Comfort closure																																					
1	2	3	4	5	6	7	8			1	2	3	4	5	6	7	8	9	10	11	12	13	14	15	1	2	3	4	5	6	7	8	9	10	1	2	3	4	5	6	7	8	9	10	1	2	3	4	5	6	7	8	9	10																														

Attention:

Switches

BMW M5 (F90)										year: 2017 →										with and without Keyless System										program #: 13572										from: 2021-07-20									
connector 8 pin								connector 15 pin																connector 10 pin																									
CAN H	CAN L	CAN H	CAN L	CAN H	CAN L	CAN H	CAN L	OUT -	OUT -	OUT -	OUT -	OUT -	OUT -	OUT -	OUT -	OUT -	OUT -	OUT -	OUT -	OUT -	OUT -	OUT -	OUT -	OUT -	OUT -	OUT -	OUT -	OUT +	IN	IN	IN	IN	IN	IN	IN	IN	IN	IN	IN	IN	IN	IN	IN	IN	IN	IN	IN		
CAN1-H	CAN1-L	CAN2-H	CAN2-L	CAN3-H	CAN3-L	Alt. contr. centr. lock	Alt. contr. centr. lock	Driver door sensor	Passengers door sensor	Trunk lid	Hood sense	Original alarm++	Arming state	Lock factory remote	Unlock factory remote	Any button pressed	Handbrake / Parking	Speed 10kmph	Engine running	Engine speed (RPM)	Ignition	Key inserted	Footbrake	Drivers door opening sim.	Turn off the engine	Turn on the engine	Turn signal control	Trunk release	Opening all doors	Closing all doors	GND	PWR +12V	Contr. of factory alarm	Contr.c.lock. when ign.is on	Comfort closure														
1	2	3	4	5	6	7	8	1	2	3	4	5	6	7	8	9	10	11	12	13	14	15	1	2	3	4	5	6	7	8	9	10	11	12	13	14	15	16	17	18	19	20							
+	+	+	+	+	+	+	+	+	+	+	+	+	+	+	+	+	+	+	+	+	+	+	+	+	+	+	+	+	+	+	+	+	+	+	+	+	+	+	+	+	+								
Attention:																																																	
Switches: [Icons]																																																	
BMW M8 (F93)										year: 2020 →										with and without Keyless System										program #: 13588										from: 2021-07-20									
connector 8 pin								connector 15 pin																connector 10 pin																									
CAN1-H	CAN1-L	CAN2-H	CAN2-L	CAN3-H	CAN3-L	Alt. contr. centr. lock	Alt. contr. centr. lock	Driver door sensor	Passengers door sensor	Trunk lid	Hood sense	Original alarm++	Arming state	Lock factory remote	Unlock factory remote	Any button pressed	Handbrake / Parking	Speed 10kmph	Engine running	Engine speed (RPM)	Ignition	Key inserted	Footbrake	Drivers door opening sim.	Turn off the engine	Turn on the engine	Turn signal control	Trunk release	Opening all doors	Closing all doors	GND	PWR +12V	Contr. of factory alarm	Contr.c.lock. when ign.is on	Comfort closure														
1	2	3	4	5	6	7	8	1	2	3	4	5	6	7	8	9	10	11	12	13	14	15	1	2	3	4	5	6	7	8	9	10	11	12	13	14	15	16	17	18	19	20							
+	+	+	+	+	+	+	+	+	+	+	+	+	+	+	+	+	+	+	+	+	+	+	+	+	+	+	+	+	+	+	+	+	+	+	+	+	+	+	+	+	+	+							
Attention:																																																	
Switches: [Icons]																																																	
BMW R 1200 GS (LC)										year: 2013 →										with and without Keyless System										program #: 13216										from: 2020-11-19									
connector 8 pin								connector 15 pin																connector 10 pin																									
CAN1-H	CAN1-L	CAN2-H	CAN2-L	CAN3-H	CAN3-L	Alt. contr. centr. lock	Alt. contr. centr. lock	Driver door sensor	Passengers door sensor	Trunk lid	Hood sense	Original alarm++	Arming state	Lock factory remote	Unlock factory remote	Any button pressed	Handbrake / Parking	Speed 10kmph	Engine running	Engine speed (RPM)	Ignition	Key inserted	Footbrake	Drivers door opening sim.	Turn off the engine	Turn on the engine	Turn signal control	Trunk release	Opening all doors	Closing all doors	GND	PWR +12V	Contr. of factory alarm	Contr.c.lock. when ign.is on	Comfort closure														
1	2	3	4	5	6	7	8	1	2	3	4	5	6	7	8	9	10	11	12	13	14	15	1	2	3	4	5	6	7	8	9	10	11	12	13	14	15	16	17	18	19	20							
+	+	+	+	+	+	+	+	+	+	+	+	+	+	+	+	+	+	+	+	+	+	+	+	+	+	+	+	+	+	+	+	+	+	+	+	+	+	+	+	+	+	+							
Attention:																																																	
Switches: [Icons]																																																	
BMW R 1250 GS (EXCLUSIVE)										year: 2019 →										with and without Keyless System										program #: 13273										from: 2020-11-19									
connector 8 pin								connector 15 pin																connector 10 pin																									
CAN1-H	CAN1-L	CAN2-H	CAN2-L	CAN3-H	CAN3-L	Alt. contr. centr. lock	Alt. contr. centr. lock	Driver door sensor	Passengers door sensor	Trunk lid	Hood sense	Original alarm++	Arming state	Lock factory remote	Unlock factory remote	Any button pressed	Handbrake / Parking	Speed 10kmph	Engine running	Engine speed (RPM)	Ignition	Key inserted	Footbrake	Drivers door opening sim.	Turn off the engine	Turn on the engine	Turn signal control	Trunk release	Opening all doors	Closing all doors	GND	PWR +12V	Contr. of factory alarm	Contr.c.lock. when ign.is on	Comfort closure														
1	2	3	4	5	6	7	8	1	2	3	4	5	6	7	8	9	10	11	12	13	14	15	1	2	3	4	5	6	7	8	9	10	11	12	13	14	15	16	17	18	19	20							
+	+	+	+	+	+	+	+	+	+	+	+	+	+	+	+	+	+	+	+	+	+	+	+	+	+	+	+	+	+	+	+	+	+	+	+	+	+	+	+	+	+	+							
Attention:																																																	
Switches: [Icons]																																																	
BMW X1 (F48)										year: 2020 →										with and without Keyless System										program #: 13241										from: 2021-07-20									
connector 8 pin								connector 15 pin																connector 10 pin																									
CAN1-H	CAN1-L	CAN2-H	CAN2-L	CAN3-H	CAN3-L	Alt. contr. centr. lock	Alt. contr. centr. lock	Driver door sensor	Passengers door sensor	Trunk lid	Hood sense	Original alarm++	Arming state	Lock factory remote	Unlock factory remote	Any button pressed	Handbrake / Parking	Speed 10kmph	Engine running	Engine speed (RPM)	Ignition	Key inserted	Footbrake	Drivers door opening sim.	Turn off the engine	Turn on the engine	Turn signal control	Trunk release	Opening all doors	Closing all doors	GND	PWR +12V	Contr. of factory alarm	Contr.c.lock. when ign.is on	Comfort closure														
1	2	3	4	5	6	7	8	1	2	3	4	5	6	7	8	9	10	11	12	13	14	15	1	2	3	4	5	6	7	8	9	10	11	12	13	14	15	16	17	18	19	20							
+	+	+	+	+	+	+	+	+	+	+	+	+	+	+	+	+	+	+	+	+	+	+	+	+	+	+	+	+	+	+	+	+	+	+	+	+	+	+	+	+	+	+							
Attention:																																																	
Switches: [Icons]																																																	

BMW X3 (G01) year: 2018 → with and without Keyless System program No: 12421 from: 2021-07-20

connector 8 pin								connector 15 pin															connector 10 pin											
CAN H	CAN L	CAN H	CAN L	CAN H	CAN L	OUT +	OUT -	OUT	OUT	OUT	OUT	OUT	OUT	OUT	OUT	OUT	OUT	OUT	OUT	OUT	OUT	OUT	OUT	OUT	OUT	IN	IN	IN	IN	IN	IN	IN	IN	IN
CAN1-H	CAN1-L	CAN2-H	CAN2-L	CAN3-H	CAN3-L	-	Alternative blink control	Alt. contr. centr. lock	Driver door sensor	Passengers door sensor	Trunk lid	Hood sense	Original alarm++	Arming state	Lock factory remote	Unlock factory remote	Any button pressed	Handbrake / Parking	Speed 10kmph	Engine running	Engine speed (RPM)	Ignition	Key inserted	Footbrake	Drivers door opening sim.	Turn off the engine	Turn on the engine	Turn signal control	Trunk release	Opening all doors	Closing all doors	GND	PWR +12V	
1	2	3	4	5	6	7	8	9	10	11	12	13	14	15	16	17	18	19	20	21	22	23	24	25	26	27	28	29	30	31	32	33	34	
+	+	+	+	+	+	-	+	+	+	+	+	+	+	+	+	+	+	+	+	+	+	+	+	+	+	+	+	+	+	+	+	+	+	+

Attention:
 Switches: [Icons]

BMW X3 (F25) year: 2010 → with and without Keyless System program No: 11351 from: 2020-11-19

connector 8 pin								connector 15 pin															connector 10 pin											
CAN H	CAN L	CAN H	CAN L	CAN H	CAN L	OUT +	OUT -	OUT	OUT	OUT	OUT	OUT	OUT	OUT	OUT	OUT	OUT	OUT	OUT	OUT	OUT	OUT	OUT	OUT	OUT	OUT	OUT	OUT	OUT	OUT	OUT	OUT	OUT	OUT
CAN1-H	CAN1-L	CAN2-H	CAN2-L	CAN3-H	CAN3-L	-	Alternative blink control	Alt. contr. centr. lock	Driver door sensor	Passengers door sensor	Trunk lid	Hood sense	Original alarm++	Arming state	Lock factory remote	Unlock factory remote	Any button pressed	Handbrake / Parking	Speed 10kmph	Engine running	Engine speed (RPM)	Ignition	Key inserted	Footbrake	Drivers door opening sim.	Turn off the engine	Turn on the engine	Turn signal control	Trunk release	Opening all doors	Closing all doors	GND	PWR +12V	
1	2	3	4	5	6	7	8	9	10	11	12	13	14	15	16	17	18	19	20	21	22	23	24	25	26	27	28	29	30	31	32	33	34	
+	+	+	+	+	+	-	+	+	+	+	+	+	+	+	+	+	+	+	+	+	+	+	+	+	+	+	+	+	+	+	+	+	+	+

Attention:
 Switches: [Icons]

BMW X4 (G02) year: 2018 → with and without Keyless System program No: 12479 from: 2022-06-22

connector 8 pin								connector 15 pin															connector 10 pin											
CAN H	CAN L	CAN H	CAN L	CAN H	CAN L	OUT +	OUT -	OUT	OUT	OUT	OUT	OUT	OUT	OUT	OUT	OUT	OUT	OUT	OUT	OUT	OUT	OUT	OUT	OUT	OUT	OUT	OUT	OUT	OUT	OUT	OUT	OUT	OUT	OUT
CAN1-H	CAN1-L	CAN2-H	CAN2-L	CAN3-H	CAN3-L	-	Alternative blink control	Alt. contr. centr. lock	Driver door sensor	Passengers door sensor	Trunk lid	Hood sense	Original alarm++	Arming state	Lock factory remote	Unlock factory remote	Any button pressed	Handbrake / Parking	Speed 10kmph	Engine running	Engine speed (RPM)	Ignition	Key inserted	Footbrake	Drivers door opening sim.	Turn off the engine	Turn on the engine	Turn signal control	Trunk release	Opening all doors	Closing all doors	GND	PWR +12V	
1	2	3	4	5	6	7	8	9	10	11	12	13	14	15	16	17	18	19	20	21	22	23	24	25	26	27	28	29	30	31	32	33	34	
+	+	+	+	+	+	-	+	+	+	+	+	+	+	+	+	+	+	+	+	+	+	+	+	+	+	+	+	+	+	+	+	+	+	+

Attention:
 Switches: [Icons]

BMW X4 (F26) year: 2014 → with and without Keyless System program No: 11351 from: 2020-11-19

connector 8 pin								connector 15 pin															connector 10 pin											
CAN H	CAN L	CAN H	CAN L	CAN H	CAN L	OUT +	OUT -	OUT	OUT	OUT	OUT	OUT	OUT	OUT	OUT	OUT	OUT	OUT	OUT	OUT	OUT	OUT	OUT	OUT	OUT	OUT	OUT	OUT	OUT	OUT	OUT	OUT	OUT	OUT
CAN1-H	CAN1-L	CAN2-H	CAN2-L	CAN3-H	CAN3-L	-	Alternative blink control	Alt. contr. centr. lock	Driver door sensor	Passengers door sensor	Trunk lid	Hood sense	Original alarm++	Arming state	Lock factory remote	Unlock factory remote	Any button pressed	Handbrake / Parking	Speed 10kmph	Engine running	Engine speed (RPM)	Ignition	Key inserted	Footbrake	Drivers door opening sim.	Turn off the engine	Turn on the engine	Turn signal control	Trunk release	Opening all doors	Closing all doors	GND	PWR +12V	
1	2	3	4	5	6	7	8	9	10	11	12	13	14	15	16	17	18	19	20	21	22	23	24	25	26	27	28	29	30	31	32	33	34	
+	+	+	+	+	+	-	+	+	+	+	+	+	+	+	+	+	+	+	+	+	+	+	+	+	+	+	+	+	+	+	+	+	+	+

Attention:
 Switches: [Icons]

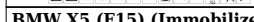
BMW X5 (G05) year: 2018 → with and without Keyless System program No: 12595 from: 2022-06-22

connector 8 pin								connector 15 pin															connector 10 pin											
CAN H	CAN L	CAN H	CAN L	CAN H	CAN L	OUT +	OUT -	OUT	OUT	OUT	OUT	OUT	OUT	OUT	OUT	OUT	OUT	OUT	OUT	OUT	OUT	OUT	OUT	OUT	OUT	OUT	OUT	OUT	OUT	OUT	OUT	OUT	OUT	OUT
CAN1-H	CAN1-L	CAN2-H	CAN2-L	CAN3-H	CAN3-L	-	Alternative blink control	Alt. contr. centr. lock	Driver door sensor	Passengers door sensor	Trunk lid	Hood sense	Original alarm++	Arming state	Lock factory remote	Unlock factory remote	Any button pressed	Handbrake / Parking	Speed 10kmph	Engine running	Engine speed (RPM)	Ignition	Key inserted	Footbrake	Drivers door opening sim.	Turn off the engine	Turn on the engine	Turn signal control	Trunk release	Opening all doors	Closing all doors	GND	PWR +12V	
1	2	3	4	5	6	7	8	9	10	11	12	13	14	15	16	17	18	19	20	21	22	23	24	25	26	27	28	29	30	31	32	33	34	
+	+	+	+	+	+	-	+	+	+	+	+	+	+	+	+	+	+	+	+	+	+	+	+	+	+	+	+	+	+	+	+	+	+	+

Attention:
 Switches: [Icons]

BMW X5 (F15) (Hybrid) (Plug-in)										year: 2016 → with and without Keyless System										program No: 12852										from: 2020-11-19																										
connector 8 pin										connector 15 pin										connector 10 pin																																				
CAN H	CAN L	CAN H	CAN L	CAN H	CAN L	CAN L	OUT +	OUT +	OUT +	OUT	OUT	OUT	OUT	OUT	OUT	OUT	OUT	OUT	OUT	OUT	IN	IN	IN	IN	IN	IN	IN	IN	IN	OUT	OUT	OUT																								
CAN1-H	CAN1-L	CAN2-H	CAN2-L	CAN3-H	CAN3-L		Alternative blink control	Alt. contr. centr. lock		Driver door sensor	Passengers door sensor	Trunk lid	Hood sense	Original alarm++	Arming state	Lock factory remote	Unlock factory remote	Any button pressed	Handbrake / Parking	Speed 10kmph	Engine running	Engine speed (RPM)	Ignition	Key inserted	Footbrake	Drivers door opening sim.	Turn off the engine	Turn on the engine	Turn signal control	Trunk release	Opening all doors	Closing all doors	GND	PWR +12V	Contr. of factory alarm	Contr.c.lock. when ign.is on	Comfort closure																			
1	2	3	4	5	6	7	8	9	1	2	3	4	5	6	7	8	9	10	11	12	13	14	15	1	2	3	4	5	6	7	8	9	10	+	+	+	+	+	+	+	+	+	+	+	+	+	+	+	+	+	+	+	+	+	+	+

Attention:

Switches: 

BMW X5 (F15) (Immobilizer)										year: 2013 → with and without Keyless System										program No: 12594										from: 2021-07-20																										
connector 8 pin										connector 15 pin										connector 10 pin																																				
CAN H	CAN L	CAN H	CAN L	CAN H	CAN L	CAN L	OUT +	OUT +	OUT +	OUT	OUT	OUT	OUT	OUT	OUT	OUT	OUT	OUT	OUT	OUT	IN	IN	IN	IN	IN	IN	IN	IN	IN	OUT	OUT	OUT																								
CAN1-H	CAN1-L	CAN2-H	CAN2-L	CAN3-H	CAN3-L		Alternative blink control	Alt. contr. centr. lock		Driver door sensor	Passengers door sensor	Trunk lid	Hood sense	Original alarm++	Arming state	Lock factory remote	Unlock factory remote	Any button pressed	Handbrake / Parking	Speed 10kmph	Engine running	Engine speed (RPM)	Ignition	Key inserted	Footbrake	Drivers door opening sim.	Turn off the engine	Turn on the engine	Turn signal control	Trunk release	Opening all doors	Closing all doors	GND	PWR +12V	Contr. of factory alarm	Contr.c.lock. when ign.is on	Comfort closure																			
1	2	3	4	5	6	7	8	9	1	2	3	4	5	6	7	8	9	10	11	12	13	14	15	1	2	3	4	5	6	7	8	9	10	+	+	+	+	+	+	+	+	+	+	+	+	+	+	+	+	+	+	+	+	+	+	+

Attention:

Switches: 

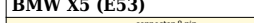
BMW X5 (E70)										year: 2007 → without Keyless System										program No: 11118										from: 2020-11-19																										
connector 8 pin										connector 15 pin										connector 10 pin																																				
CAN H	CAN L	CAN H	CAN L	CAN H	CAN L	CAN L	OUT +	OUT +	OUT +	OUT	OUT	OUT	OUT	OUT	OUT	OUT	OUT	OUT	OUT	OUT	IN	IN	IN	IN	IN	IN	IN	IN	IN	OUT	OUT	OUT																								
CAN1-H	CAN1-L	CAN2-H	CAN2-L	CAN3-H	CAN3-L		Alternative blink control	Alt. contr. centr. lock		Driver door sensor	Passengers door sensor	Trunk lid	Hood sense	Original alarm++	Arming state	Lock factory remote	Unlock factory remote	Any button pressed	Handbrake / Parking	Speed 10kmph	Engine running	Engine speed (RPM)	Ignition	Key inserted	Footbrake	Drivers door opening sim.	Turn off the engine	Turn on the engine	Turn signal control	Trunk release	Opening all doors	Closing all doors	GND	PWR +12V	Contr. of factory alarm	Contr.c.lock. when ign.is on	Comfort closure																			
1	2	3	4	5	6	7	8	9	1	2	3	4	5	6	7	8	9	10	11	12	13	14	15	1	2	3	4	5	6	7	8	9	10	+	+	+	+	+	+	+	+	+	+	+	+	+	+	+	+	+	+	+	+	+	+	+

Attention:

Switches: 

BMW X5 (E70) (Keyless)										year: 2007 → with Keyless System										program No: 11137										from: 2020-11-19																										
connector 8 pin										connector 15 pin										connector 10 pin																																				
CAN H	CAN L	CAN H	CAN L	CAN H	CAN L	CAN L	OUT +	OUT +	OUT +	OUT	OUT	OUT	OUT	OUT	OUT	OUT	OUT	OUT	OUT	OUT	IN	IN	IN	IN	IN	IN	IN	IN	IN	OUT	OUT	OUT																								
CAN1-H	CAN1-L	CAN2-H	CAN2-L	CAN3-H	CAN3-L		Alternative blink control	Alt. contr. centr. lock		Driver door sensor	Passengers door sensor	Trunk lid	Hood sense	Original alarm++	Arming state	Lock factory remote	Unlock factory remote	Any button pressed	Handbrake / Parking	Speed 10kmph	Engine running	Engine speed (RPM)	Ignition	Key inserted	Footbrake	Drivers door opening sim.	Turn off the engine	Turn on the engine	Turn signal control	Trunk release	Opening all doors	Closing all doors	GND	PWR +12V	Contr. of factory alarm	Contr.c.lock. when ign.is on	Comfort closure																			
1	2	3	4	5	6	7	8	9	1	2	3	4	5	6	7	8	9	10	11	12	13	14	15	1	2	3	4	5	6	7	8	9	10	+	+	+	+	+	+	+	+	+	+	+	+	+	+	+	+	+	+	+	+	+	+	+

Attention:

Switches: 

BMW X5 (E53)										year: 1999 →										program No: 11293										from: 2020-11-19																										
connector 8 pin										connector 15 pin										connector 10 pin																																				
CAN H	CAN L	CAN H	CAN L	CAN H	CAN L	CAN L	OUT +	OUT +	OUT +	OUT	OUT	OUT	OUT	OUT	OUT	OUT	OUT	OUT	OUT	OUT	IN	IN	IN	IN	IN	IN	IN	IN	IN	OUT	OUT	OUT																								
CAN1-H	CAN1-L	CAN2-H	CAN2-L	CAN3-H	CAN3-L		Alternative blink control	Alt. contr. centr. lock		Driver door sensor	Passengers door sensor	Trunk lid	Hood sense	Original alarm++	Arming state	Lock factory remote	Unlock factory remote	Any button pressed	Handbrake / Parking	Speed 10kmph	Engine running	Engine speed (RPM)	Ignition	Key inserted	Footbrake	Drivers door opening sim.	Turn off the engine	Turn on the engine	Turn signal control	Trunk release	Opening all doors	Closing all doors	GND	PWR +12V	Contr. of factory alarm	Contr.c.lock. when ign.is on	Comfort closure																			
1	2	3	4	5	6	7	8	9	1	2	3	4	5	6	7	8	9	10	11	12	13	14	15	1	2	3	4	5	6	7	8	9	10	+	+	+	+	+	+	+	+	+	+	+	+	+	+	+	+	+	+	+	+	+	+	+

Attention:

Switches: 

BMW X6 (G06)													year: 2021 →	with and without Keyless System						program No: 13561	from: 2021-07-21																																																			
connector 8 pin								connector 15 pin												connector 10 pin																																																				
CAN H	CAN L	CAN H	CAN L	CAN H	CAN L	OUT +	OUT -	1	2	3	4	5	6	7	8	9	10	11	12	13	14	15	1	2	3	4	5	6	7	8	9	10	1	2	3	4	5	6	7	8	9	10																														
CAN1-H	CAN1-L	CAN2-H	CAN2-L	CAN3-H	CAN3-L	Alternative blink control	Alt. contr. centr. lock	Driver door sensor	Passengers door sensor	Trunk lid	Hood sense	Original alarm++	Arming state	Lock factory remote	Unlock factory remote	Any button pressed	Handbrake / Parking	Speed 10kmph	Engine running	Engine speed (RPM)	Ignition	Key inserted	Footbrake	Drivers door opening sim.	Turn off the engine	Turn on the engine	Turn signal control	Trunk release	Opening all doors	Closing all doors	GND	PWR +12V	Contr. of factory alarm	Contr.c.lock, when ign.is on	Comfort closure																																					
1	2	3	4	5	6	7	8	1	2	3	4	5	6	7	8	9	10	11	12	13	14	15	1	2	3	4	5	6	7	8	9	10	1	2	3	4	5	6	7	8	9	10																														
Attention:																																																																								
Switches																																																																								
BMW X6 (F16)													year: 2015 →	with and without Keyless System						program No: 12661	from: 2021-07-20																																																			
connector 8 pin								connector 15 pin												connector 10 pin																																																				
CAN1-H	CAN1-L	CAN2-H	CAN2-L	CAN3-H	CAN3-L	Alternative blink control	Alt. contr. centr. lock	Driver door sensor	Passengers door sensor	Trunk lid	Hood sense	Original alarm++	Arming state	Lock factory remote	Unlock factory remote	Any button pressed	Handbrake / Parking	Speed 10kmph	Engine running	Engine speed (RPM)	Ignition	Key inserted	Footbrake	Drivers door opening sim.	Turn off the engine	Turn on the engine	Turn signal control	Trunk release	Opening all doors	Closing all doors	GND	PWR +12V	Contr. of factory alarm	Contr.c.lock, when ign.is on	Comfort closure																																					
1	2	3	4	5	6	7	8	1	2	3	4	5	6	7	8	9	10	11	12	13	14	15	1	2	3	4	5	6	7	8	9	10	1	2	3	4	5	6	7	8	9	10																														
Attention:																																																																								
Switches																																																																								
BMW X6 (E71)													year: 2008 →	without Keyless System						program No: 11118	from: 2020-11-19																																																			
connector 8 pin								connector 15 pin												connector 10 pin																																																				
CAN1-H	CAN1-L	CAN2-H	CAN2-L	CAN3-H	CAN3-L	Alternative blink control	Alt. contr. centr. lock	Driver door sensor	Passengers door sensor	Trunk lid	Hood sense	Original alarm++	Arming state	Lock factory remote	Unlock factory remote	Any button pressed	Handbrake / Parking	Speed 10kmph	Engine running	Engine speed (RPM)	Ignition	Key inserted	Footbrake	Drivers door opening sim.	Turn off the engine	Turn on the engine	Turn signal control	Trunk release	Opening all doors	Closing all doors	GND	PWR +12V	Contr. of factory alarm	Contr.c.lock, when ign.is on	Comfort closure																																					
1	2	3	4	5	6	7	8	1	2	3	4	5	6	7	8	9	10	11	12	13	14	15	1	2	3	4	5	6	7	8	9	10	1	2	3	4	5	6	7	8	9	10																														
Attention:																																																																								
Switches																																																																								
BMW X6 (E71) (Keyless)													year: 2008 →	with Keyless System						program No: 11137	from: 2020-11-19																																																			
connector 8 pin								connector 15 pin												connector 10 pin																																																				
CAN1-H	CAN1-L	CAN2-H	CAN2-L	CAN3-H	CAN3-L	Alternative blink control	Alt. contr. centr. lock	Driver door sensor	Passengers door sensor	Trunk lid	Hood sense	Original alarm++	Arming state	Lock factory remote	Unlock factory remote	Any button pressed	Handbrake / Parking	Speed 10kmph	Engine running	Engine speed (RPM)	Ignition	Key inserted	Footbrake	Drivers door opening sim.	Turn off the engine	Turn on the engine	Turn signal control	Trunk release	Opening all doors	Closing all doors	GND	PWR +12V	Contr. of factory alarm	Contr.c.lock, when ign.is on	Comfort closure																																					
1	2	3	4	5	6	7	8	1	2	3	4	5	6	7	8	9	10	11	12	13	14	15	1	2	3	4	5	6	7	8	9	10	1	2	3	4	5	6	7	8	9	10																														
Attention:																																																																								
Switches																																																																								
BMW X7 (G07)													year: 2019 →	with and without Keyless System						program No: 12936	from: 2021-07-21																																																			
connector 8 pin								connector 15 pin												connector 10 pin																																																				
CAN1-H	CAN1-L	CAN2-H	CAN2-L	CAN3-H	CAN3-L	Alternative blink control	Alt. contr. centr. lock	Driver door sensor	Passengers door sensor	Trunk lid	Hood sense	Original alarm++	Arming state	Lock factory remote	Unlock factory remote	Any button pressed	Handbrake / Parking	Speed 10kmph	Engine running	Engine speed (RPM)	Ignition	Key inserted	Footbrake	Drivers door opening sim.	Turn off the engine	Turn on the engine	Turn signal control	Trunk release	Opening all doors	Closing all doors	GND	PWR +12V	Contr. of factory alarm	Contr.c.lock, when ign.is on	Comfort closure																																					
1	2	3	4	5	6	7	8	1	2	3	4	5	6	7	8	9	10	11	12	13	14	15	1	2	3	4	5	6	7	8	9	10	1	2	3	4	5	6	7	8	9	10																														
Attention:																																																																								
Switches																																																																								

